

29.5.2 Physics Paper 2 (232/2)

Name..... Index Number...../.....

232/2
PHYSICS
Paper 2
Theory
Oct./Nov. 2008
2 hours

Candidate's Signature.....

Date.....

THE KENYA NATIONAL EXAMINATIONS COUNCIL
Kenya Certificate of Secondary Education
PHYSICS
Paper 2
Theory
2 hours

Instructions to candidates

Write your name and index number in the spaces provided above.

Sign and write the date of examination in the spaces provided above.

*This paper consists of **TWO** Sections: **A** and **B**.*

*Answer **ALL** the question in sections **A** and **B** in the spaces provided.*

*All working **MUST** be clearly shown in the spaces provided in this booklet.*

Non programmable silent electronic calculator and KNEC mathematical tables may be used except where stated otherwise.

For Examiner's Use Only

Section	Question	Maximum Score	Candidate's Score
A	1-14	25	
B	15	13	
	16	09	
	17	08	
	18	13	
	19	12	
Total Score		80	

This paper consists of 15 printed pages.

Candidates should check the question paper to ascertain that all the pages are printed as indicated and no questions are missing.

SECTION A (25 marks)

Answer ALL the questions in this section in the spaces provided.

- 1 Figure 1 shows three point sources of light with an opaque object placed between them and the screen.

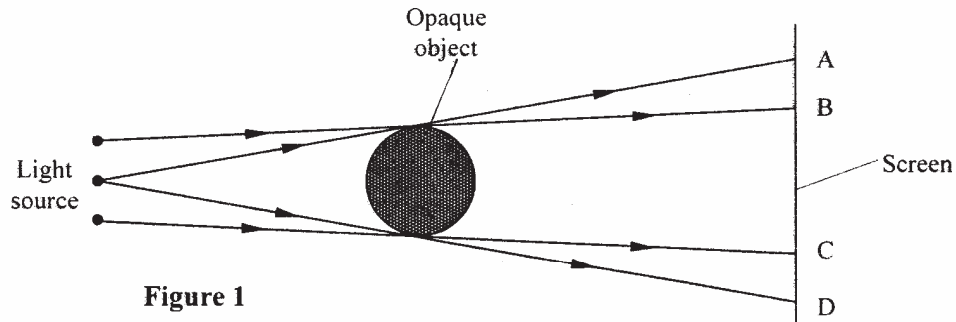


Figure 1

Explain the nature of the shadow formed along B and C. (2 marks)

- 2 A leaf electroscope A is charged and placed on the bench. Another uncharged leaf electroscope B is placed on the same bench and moved close to A until the caps touch. State and explain what is observed on the leaves of A and B. (2 marks)

- 3 You are provided with the following:

A cell and a cell holder, a switch, a rheostat, an ammeter, a voltmeter and connecting wires. Draw a diagram for a circuit that could be used to investigate the variation of the potential difference across the cell with the current drawn from the cell. (1 mark)

- 4 An unmagnetized steel rod is clamped facing North-South direction and then hammered repeatedly for some time. When tested, it is found to be magnetized. Explain this observation. (2 marks)

- 5 The diagram in figure 2 shows an object O placed in front of a converging lens. F and F' are the principal foci for the lens.

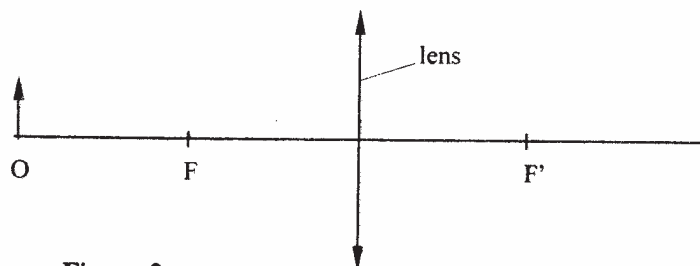


Figure 2

The object is now moved along the principal axis until a virtual image is produced.

On the same diagram:

- (i) draw the object O in the new position along the principal axis;
- (ii) sketch rays to show formation of the virtual image. (1 mark)

- 6 Figure 3 shows a flat spring made of iron clamped horizontally on the bench over a solenoid.

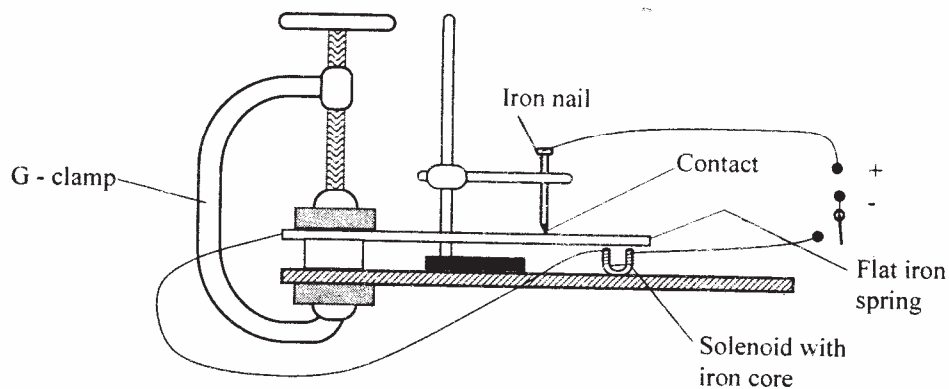


Figure 3

When the switch is closed, the spring vibrates. Explain this observation. (3 marks)

- 7 Figure 4 shows a hack-saw blade clamped horizontally on a bench and the free end is made to vibrate about the rest position.

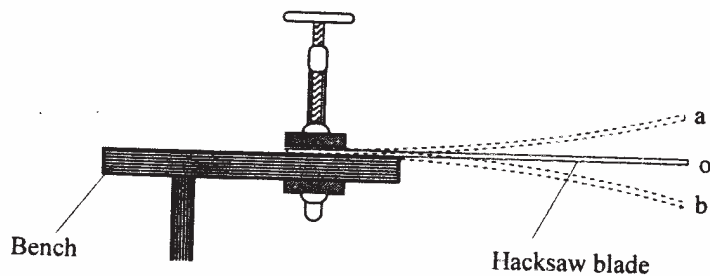


Figure 4

The movement $o \rightarrow a \rightarrow o \rightarrow b \rightarrow o \rightarrow a \rightarrow o \rightarrow b$, takes 0.7 seconds.

Determine the frequency of vibration of the blade.

(2 marks)

- 8 Figure 5 shows wavefronts approaching the boundary between two media.

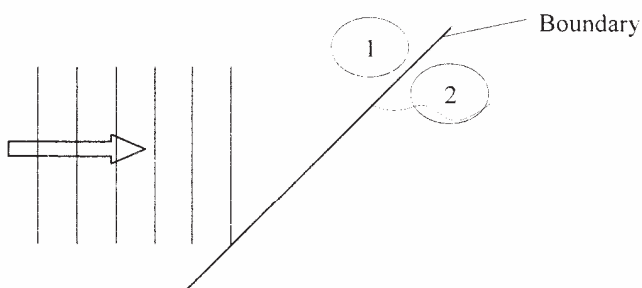


Figure 5

The speed of the waves in medium (2) is higher than that in medium (1). On the same diagram complete the figure to show the wavefronts after crossing the boundary.

(2 marks)

- 9 Figure 6 shows a circuit in which a battery of negligible internal resistance, two resistors, a capacitor, a voltmeter and a switch are connected.

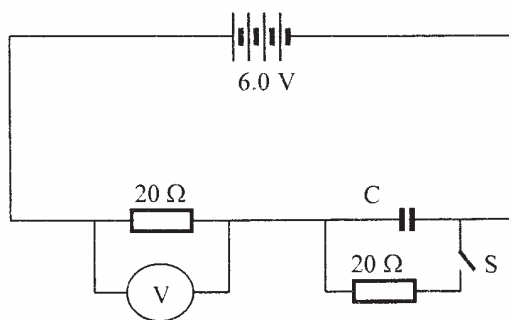


Figure 6

Giving a reason for your answer in each case, state the reading of the voltmeter, V , when the switch is (2 marks)

(i) Open
 $V = \dots\dots\dots$

Reason.....

(ii) Closed
 $V = \dots\dots\dots$

Reason.....

10 A heating coil is rated 100W, 240V. At what rate would it dissipate energy if it is connected to a 220V supply? (3 marks)

11 Figure 7 shows how rays from a distant and a near object are focused inside a human eye with a certain defect.

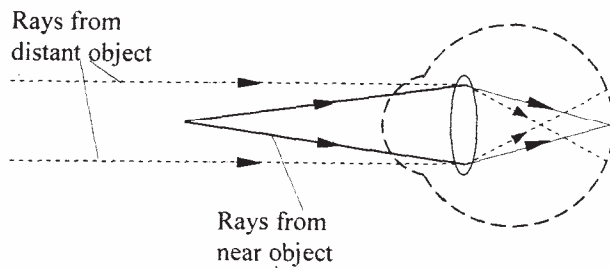


Figure 7

Name the defect and state the cause of this defect. (1 mark)

Defect.....

Cause of defect.....

12 A narrow beam of electrons in a cathode ray oscilloscope (CRO) strike the screen producing a spot. State what is observed on the screen if a low frequency a.c source is connected across the y-input of the CRO. (1 mark)

13 The accelerating potential of a certain X-ray tube is increased. State the change observed on the X-rays produced. (1 mark)

- 14 A radioactive isotope of copper decays to form an isotope of Zinc as shown below. (2 marks)



Name the radiation emitted and give a reason for your answer.

Radiation.....

Reason.....

SECTION B (55 marks)

Answer *ALL* the questions in this section in the spaces provided.

- 15 (a) State **one** factor that affects the speed of sound in a solid. (1 mark)

- (b) An observer stands half-way between two vertical cliffs that are L metres apart. He moves directly towards one cliff and after a distance $x = 10\text{m}$ from the centre, he strikes a gong and measures the time interval, t , between the echoes heard from the two cliffs. He moves a further 10m and again strikes the gong and measures the time interval between the echoes. The process is repeated several times. The graph in Figure 8 shows the relation between the time interval, t , and the distance, x , from the centre.

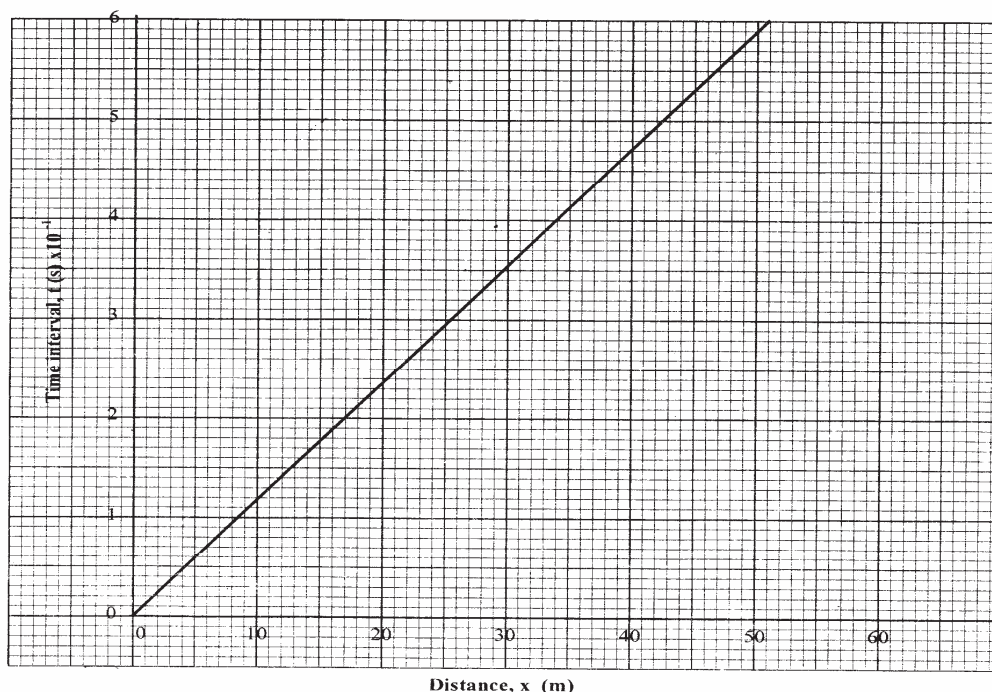


Figure 8

- (i) From the graph, determine the value of x for which the time interval was 0.55s. (1 mark)
- (ii) Given that $t = \frac{4}{v}x$ where v is the speed of sound in air, determine the value of v from the graph. (3 marks)
- (iii) If the maximum time measured by the observer was $t = 4.7$ s, determine the distance L between the cliffs. (3 marks)
- (c) A search boat uses a signal of frequency 6.0×10^4 Hz to detect a sunken ship directly below. Two reflected signals are received; one after 0.1 seconds from sunken boat and the other after 0.14 seconds from the sea bed. If the sea bed is 98m below the boat, determine:-
- (i) the speed of the signal in water. (3 marks)
You may use the value of v from (ii) above.
- (ii) the depth of the sunken ship below the boat. (2 marks)
- 16 (a) State **two** conditions necessary for total internal reflection to occur. (2 marks)
- (b) Figure 9 shows a ray of light incident on the boundary between two media 1 and 2 at an angle θ .

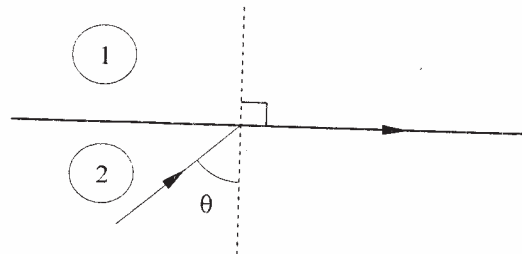


Figure 9

Show that the refractive index for a ray of light travelling from medium 1 to medium 2 is given by:

$${}_1n_2 = \frac{1}{\sin\theta} \quad (2 \text{ marks})$$

- (c) Figure 10 shows a ray of light incident on one face of a block of ice of refractive index 1.31 and totally reflected at the adjacent face.

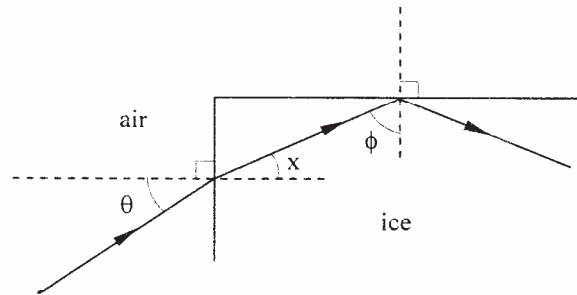


Figure 10

Determine:

- (i) angle ϕ (2 marks)
- (ii) angle x (1 mark)
- (iii) angle θ , the greatest angle for which the total internal reflection is possible. (2 marks)
- 17 (a) Three resistors of resistance 2.0Ω , 4.0Ω and 6.0Ω are connected together in a circuit.

Draw a circuit diagram to show the arrangement of the resistors which gives

- (i) effective resistance of 3.0Ω (1 mark)
- (ii) minimum resistance (1 mark)
- (b) In figure 11 the voltmeter reads 2.1V when the switch is open. When the switch is closed, the voltmeter reads 1.8V and the ammeter reads 0.1A .

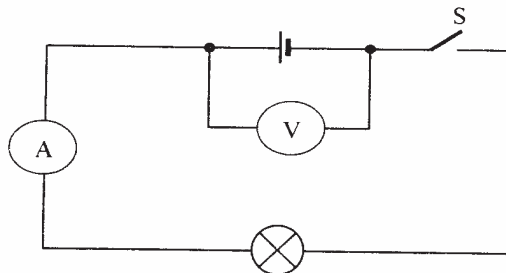


Figure 11

Determine:

- (i) the e.m.f of the cell; (1 mark)
- (ii) the internal resistance of the cell. (3 marks)

(iii) the resistance of the lamp. (2 marks)

18 (a) Figure 12 shows two circuits close to each other.

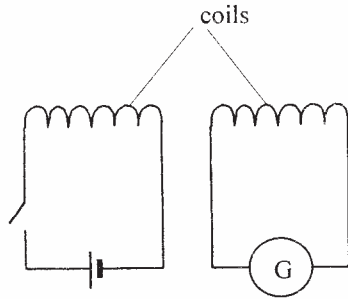


Figure 12

When the switch is closed, the galvanometer shows a reading and then returns to zero. When the switch is then opened, the galvanometer shows a reading in the opposite direction and then returns to zero. Explain these observations. (3 marks)

(b) Explain how energy losses in a transformer are reduced by having:

(i) a soft-iron core; (2 marks)

(ii) a laminated core. (2 marks)

(c) An ideal transformer has 2000 turns in the primary circuit and 200 turns in the secondary circuit. When the primary circuit is connected to a 400V a.c. source, the power delivered to a resistor in the secondary circuit is found to be 800W. Determine the current in:

(i) the secondary circuit;

(ii) the primary circuit.

(6 marks)

19 (a) X-rays are used for detecting cracks inside metal beams.

(i) State the type of the X-rays used. (1 mark)

(ii) Give a reason for your answer in (i) above. (1 mark)

(b) Figure 13 shows the features of an X-ray tube.

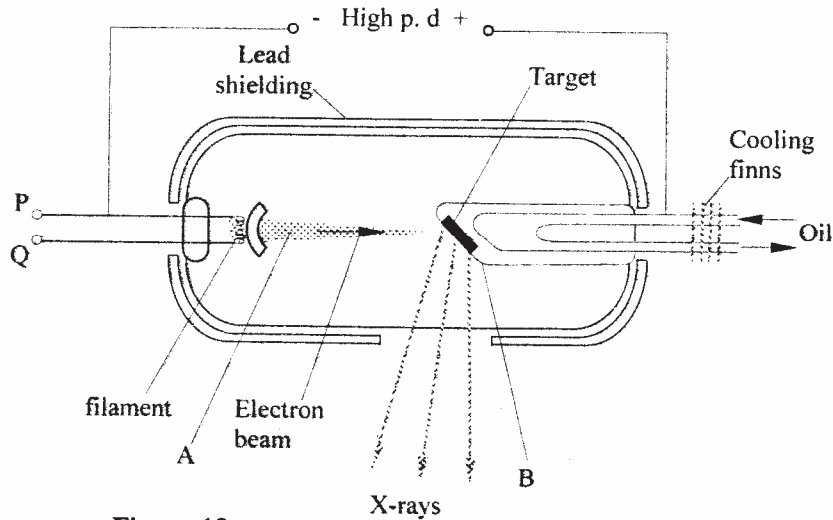


Figure 13

(i) Name the parts labelled A and B. (2 marks)

A.....

B.....

(ii) Explain how a change in the potential across PQ changes the intensity of the X-rays produced in the tube. (2 marks)

(iii) During the operation of the tube, the target becomes very hot. Explain how this heat is caused. (1 mark)

(iv) What property of lead makes it suitable for use as shielding material? (1 mark)

(c) In a certain X-ray tube, the electrons are accelerated by a pd of 12000V. Assuming all the energy goes to produce X-rays, determine the frequency of the X-rays produced. (Plank's constant $h = 6.62 \times 10^{-34}$ Js and charge on an electron, $e = 1.6 \times 10^{-19}$ C).

(4 marks)